

MODULE 3: YOUR FRIENDS IN GOVERNMENT

Contractor Skill-Building Series – Launch Your RainWise Business

RainWise
Seattle Public Utilities
King County Wastewater Treatment Division



WELCOME



This series is designed for people who want to start their own **RainWise** business but need help getting started.



RainWise seeks to increase the numbers of installations in Seattle within combined sewer basins.



Content is adapted from the **RainWise** Academy, a 12-week course hosted by RainWise program staff and South Seattle College in 2020.



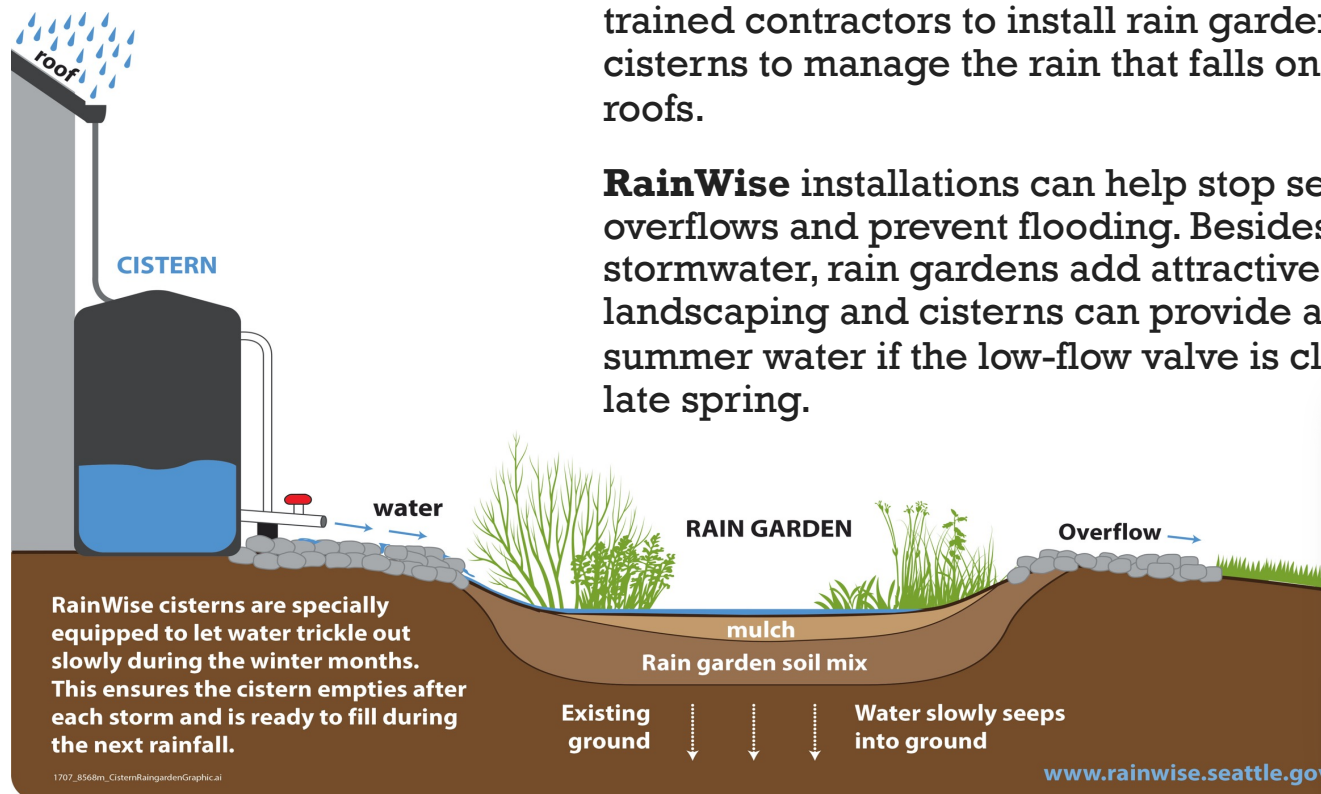
Additional resources available at 700milliongallons.org/rainwise/contractor-resources.



Contact **RainWise** with your questions at rainwise@seattle.gov



WELCOME



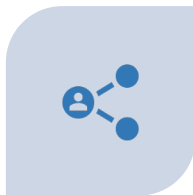
RainWise rebates provide funding for private property owners to hire **RainWise**-trained contractors to install rain gardens and/or cisterns to manage the rain that falls on their roofs.

RainWise installations can help stop sewer overflows and prevent flooding. Besides managing stormwater, rain gardens add attractive landscaping and cisterns can provide a source of summer water if the low-flow valve is closed in the late spring.



Jo Sullivan
King County WTD

RAINWISE CONTRACTOR BENEFITS



Meet potential customers at our in-person & online events



Business listing on the **RainWise** Find-a-Contractor page



Additional skill-building, networking & information-sharing opportunities



Promotion on **RainWise** social media outlets

- **Complete RainWise Contractor Orientation**
- **Be a licensed and bonded contractor in the State of Washington.**
- **Submit your Seattle business license and WA Contractor's License to rainwise@seattle.gov**
700milliongallons.org/rainwise/find-a-contractor



DISCLAIMER

RainWise Contractors are independent businesses.



Do your research and consult financial experts.



Research and understand how you will pay yourself, your reporting responsibilities, and tax liabilities.



Take time to evaluate pros and cons of becoming self-employed.



Evaluate now and decide on changes needed to reach your goals.



YOUR FRIENDS IN GOVERNMENT

Today we will cover:

- Local, State and Federal Government agencies that you will be interacting with
- Tax payments and when to file
- Resources and links to more information



RainWise



Seattle
Public
Utilities

King County



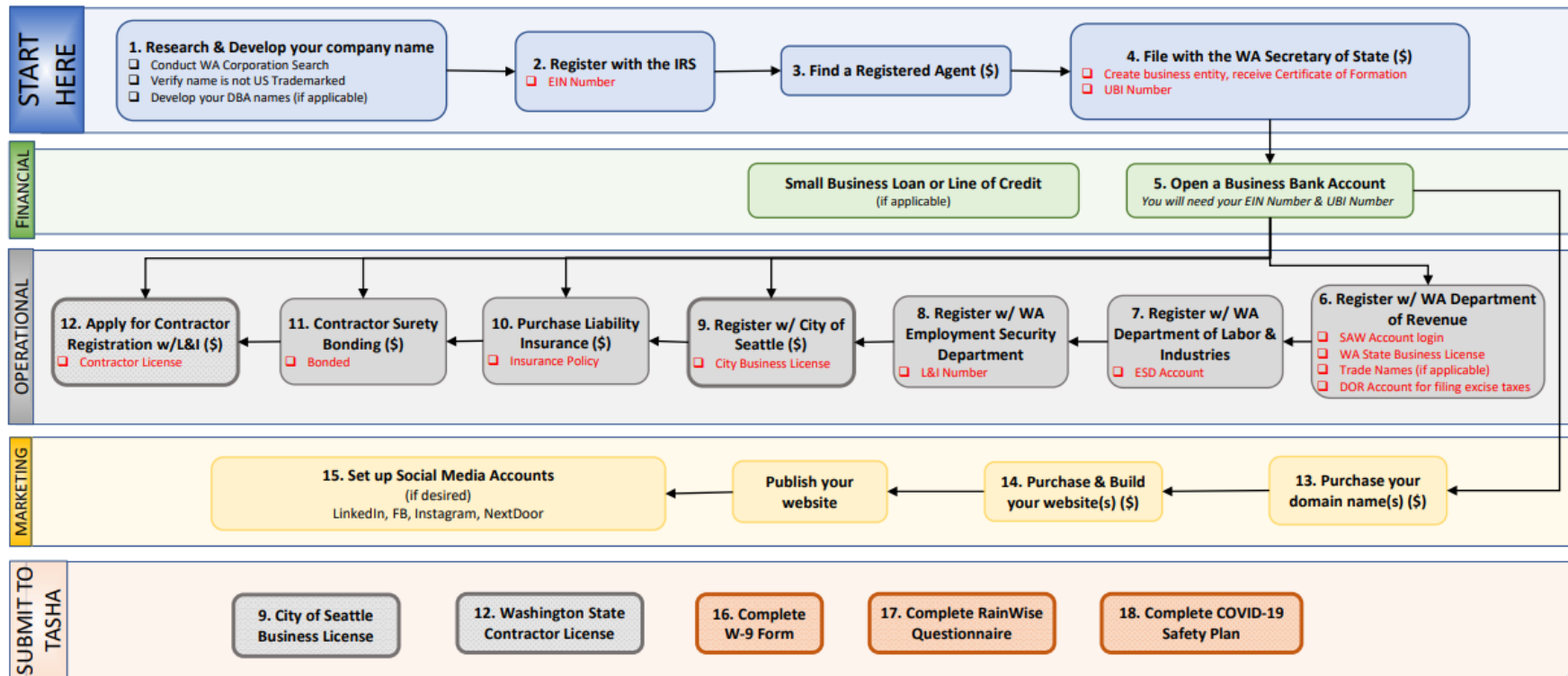


How to Start Your RainWise Business

This document has been compiled as a step-by-step guide to help you form your successful RainWise business. Follow the steps from Left to Right in the flowchart below. (\$) signs indicate areas where money will be required.

Links on the back of this flowchart will direct you to the webpages where you can complete each step.

To become a RainWise Contractor, all documents in the last column will need to be submitted to Tasha Basset at tasha.bassett@seattle.gov.



<https://www.700milliongallons.org/rainwise/contractor-resources/>

https://700milliongallons.org/wp-content/uploads/2022/01/How-to-Start-your-Rainwise-Biz_final.pdf



YOUR RAINWISE BUSINESS

The next slide is a 45-minute video that explains **the government agencies** you will interact with as you run your RainWise business.

Here is the webpage if the video doesn't play:
vimeo.com/696214534/73437dcf75

- The video is from a live Zoom recording of a class from 2020, as part of the RainWise Academy, a 12-week course hosted by RainWise and South Seattle College.
- RainWise contractor Jake Harris from Stone Soup Gardens is the course instructor.

Time Stamps in the video:

Filing and Reporting Taxes: start at 9:30

IRS Reporting: 10:25

WA State Reporting: 22:00

Your Secure Access WA (SAW) Account: 24:00

Sales Tax: 30:09

Reseller's Permit: 38:30



RAINWISE ACADEMY VIDEO LINK

Reporting & Getting the Job Done



- IRS
- WA State
 - Department of Revenue
 - Secretary of State
 - Labor & Industries
 - Employment Security Department
 - Department of Social and Health Services (DSHS)
- Seattle
 - License & Tax Administration
- City of Seattle
 - Seattle Public Utilities (SPU)
 - Seattle Department of Transportation (S-DOT)
 - Seattle Department of Construction & Inspections (SDCI)
- King County
 - Wastewater Treatment Division (WTD)

16

2020-09-17 18:54:22



YOUR FRIENDS IN GOVERNMENT

Today we covered:

- Local, State and Federal Government agencies that you will be interacting with
- Tax payments and when to file
- Resources and links to more information



RainWise



Seattle
Public
Utilities



King County



HOMework & RESOURCES

To access your homework and resources, go to:

700milliongallons.org/rainwise/contractor-resources/contractor-skill-building

- This is the RainWise Skill-Building landing page, which is a subpage on the RainWise **Contractor Resources** webpage.
- Homework is to continue with the tasks to set up your business in WA using the WA Small Business Guide and review the Small Business tax workshop information from the IRS.
- Additional questions? Email rainwise@seattle.gov and put “New Contractor Question” in the subject line.



MODULE 3: YOUR FRIENDS IN GOVERNMENT

Contractor Skill-Building Series – Launch Your RainWise Business

rainwise@seattle.gov

Questions?

